



Autumn 2021

**WHSB PARENT/CARER & STUDENT
GUIDE TO LFD TESTING**

Contents

▶ Phased Return & Dates of tests	3
▶ Key Messages	4
▶ Consent for Testing	6
▶ Testing Procedures	9 – 10
▶ How to conduct a test	11
▶ Timings for Test No 1 (Yrs 13 – 7)	12 – 14
▶ What to expect when you arrive at school	15 - 16
▶ What happens if my child tests positive	17 - 18
▶ 2 nd test	20
▶ Home testing	22

Phased return in first week of term

Date	In school for face to face teaching	Covid testing
Mon 6 th Sept	n/a	Years 7,11,12 & 13 <ul style="list-style-type: none"> Students will return home after testing See separate booklet for timings
Tues 7 th Sept	Year 7, 11, 12 & 13 start school Year 7: 8.25 start Year 12: 9.00am start (external students) 10.00am start (internal students) Year 11: 1 to 1 mentoring meeting with tutor (individual appointment times) Year 13: 1 to 1 mentoring meeting with tutor (individual appointment times)	Years 8, 9 & 10 <ul style="list-style-type: none"> Students will return home after testing See separate booklet for timings Year 10 students will also have their school photographs
Wed 8 th Sept	All year groups in school: 8.25am start All year groups: Periods 1/2 - tutor time Period 3 onwards – normal timetable	
Thurs 9 th Sept	All year groups: normal timetable	Years 7, 11, 12 & 13 (second test whilst in school)
Fri 10 th Sept	All year groups: normal timetable	Years 8, 9 & 10 (second test whilst in school)

Please note that on the day of their initial test, students will only be required in school for their testing session

Students that are not being tested must attend from when their year group returns

Key messages

- ▶ **Do not send your child to school if they are unwell or has C-19 symptoms. Lateral Flow Device (LFD) tests are for asymptomatic students only.** If your child has symptoms or feels unwell, please book a test using the GOV.UK website <https://www.gov.uk/get-coronavirus-test>
- ▶ All students will be asked to declare that they do not have symptoms – those with symptoms will not be tested and sent home
- ▶ Students who have had a recently confirmed positive case of Covid-19 and are asymptomatic do not need to take a LFD test. This is because they are likely to have built up some immunity. Students that are not taking tests should attend school when their year group returns as normal.
- ▶ Students will start school the day after testing if they have a negative result. Where consent have not been tested, students will return the day after their year group's testing day.
- ▶ Year 10 students will need to attend testing in uniform (as they will also be having their photographs taken). For all other year groups, uniform does not need to be worn for testing





Lateral Flow Testing

at Wallington High School for Girls

Have you notified us of whether consent to test has been given?

- ▶ All students along with their parent/carers should have completed the student consent form by **Friday 3rd September** (at the very latest) if they wish their child to be tested in school.
- ▶ **Testing remains voluntary. Even if you do not consent to the test we need you to complete the survey to confirm this choice.** No student will be tested without consent and a test will be refused should any student arrive to school on testing days who does not have consent.
- ▶ Students can withdraw consent regardless of the wishes of their parents/carers.



Links to consent forms:

- ▶ YEAR 7: <https://forms.office.com/Pages/ResponsePage.aspx?id=FqwLD5I-3E6GjRHbRevYXLVthxMNau1NkNrjiCsJD-BURU5IRlhPRU5HRU5TQUJISjZXNVBGMzhJSS4u>
- ▶ YEAR 8: <https://forms.office.com/Pages/ResponsePage.aspx?id=FqwLD5I-3E6GjRHbRevYXLVthxMNau1NkNrjiCsJD-BUMEM4UVNCWkdQUUZZN09FSk9PSDVXV0hNVi4u>
- ▶ YEAR 9: <https://forms.office.com/Pages/ResponsePage.aspx?id=FqwLD5I-3E6GjRHbRevYXLVthxMNau1NkNrjiCsJD-BUOVMwUVNBWTBQR0UwOUcyTIJHMTYxQUIwWC4u>
- ▶ YEAR 10: <https://forms.office.com/Pages/ResponsePage.aspx?id=FqwLD5I-3E6GjRHbRevYXLVthxMNau1NkNrjiCsJD-BUQjhOR0lwS1ZXREFSUUFUjZLRDZEOUdRMS4u>

Please complete as soon as possible

Links to consent forms:

- ▶ YEAR 11: <https://forms.office.com/Pages/ResponsePage.aspx?id=FqwLD5I-3E6GjRHbRevYXLVthxMNau1NkNrjiCsJD-BUOEJNNk1VRzBUUjjLUDIOOUkxTUVDVIRUVC4u>
- ▶ YEAR 12: <https://forms.office.com/Pages/ResponsePage.aspx?id=FqwLD5I-3E6GjRHbRevYXLVthxMNau1NkNrjiCsJD-BUNlc1SIVHNzhSUzIEWTJU UzRHUEpXOFhUMi4u>
- ▶ YEAR 13: <https://forms.office.com/Pages/ResponsePage.aspx?id=FqwLD5I-3E6GjRHbRevYXLVthxMNau1NkNrjiCsJD-BUQ00xT1Q4ODFIVjRPTUVKRk5ZWk8wVFU2RS4>

Please complete as soon as possible

How will the Rapid Testing work at WHSG?

- ▶ Rapid testing using Lateral Flow Device Testing will take place in our Sports Hall
- ▶ Students will undertake the test themselves and they will be guided by one of our members of staff. Please see the diagram on page 11 on how to administer the test.
- ▶ The school has the capacity to test 3/4 year groups per day. We are required to provide 2 in school lateral flow tests for each student before they can start testing at home again



How will the Rapid Testing work at WHSG?

- ▶ Once students have had their first test and it is negative, then they will return to school the next day.
- ▶ For those who do not wish to be tested, they will return to school alongside their peers who were tested the day before.
- ▶ Only students who are being tested should arrive at school during the testing day for their year group. Students without consent should remain at home.
- ▶ Please make sure you check the guidance on Page 3 regarding which days your child is required in school
- ▶ The result of the test will be e-mailed to the email address we hold for parents/carers. Students will not be sent the result to their e-mail address except for Y12 & 13.
- ▶ After the 2nd test in school, students will be provided with home test kits for regular testing (twice a week). More guidance will be given nearer the time.

Self-swap

Need help?

If you have any questions or problems with this test kit, please alert a member of staff.

1



Remove your face covering and gently blow your nose into a tissue

Throw the used tissue into the healthcare waste bin provided.

This is so that you get rid of excess mucus.

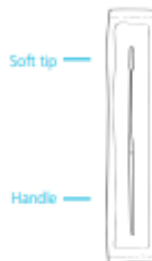
2



Use hand sanitiser to clean your hands.

This is so that you do not contaminate the test kit.

3



Check if there is a swab in a sealed pack in front of you.

Identify the soft, fabric tip of the swab.

4



Open the package and gently take out the swab.

This will be used for swabbing both nostrils.

Important: Do not touch your tongue, teeth, cheeks, gums, or any other surfaces with the fabric tip of the swab.

The swab is invalid if it touches these parts, and you will need to get a new swab. If this happens ask a member of staff to get assistance.

Important: The swabbing may feel uncomfortable. Do not insert the swab any deeper if you feel strong resistance or pain.

If there is blood on the swab sample, please alert a member of staff.

6



Put the swab gently into one nostril until you feel a slight resistance (about 2.5cm up your nose).

Roll the swab firmly around the inside of the nostril slowly, making 5 complete circles and slowly remove it.

7



Put the same swab gently into the other nostril until you feel a slight resistance (about 2.5cm up your nose).

Roll the swab firmly around the inside of the nostril slowly, making 5 complete circles and slowly remove it.

Important: After collecting the sample place the swab directly in the prepared extraction tube. Be careful not to touch any surfaces with the swab.

Put on your face covering.

Follow the instructions from a member of staff on what to do next.

Use hand sanitiser after handing in your sample.

Test 1: Screening Year 7,11, 12 & 13 - Monday 6th September

Monday 6th Sept. Arrival time	Year and Form Group	Location
8.00	Year 13	Sports Hall (enter by Sports Hall gate)
9.30	Year 12	Sports Hall (enter by Sports Hall gate)
11.00	Year 11	Sports Hall (enter by Sports Hall gate)
13.30	Year 7: 7 Athena, 7 Bronte, 7 Curie & 7 Johnson	Sports Hall (enter by Sports Hall gate)
14.30	Year 7: 7 Pankhurst, 7 Seacole & 7 Sharman	Sports Hall (enter by Sports Hall gate)

Test 1: Screening Year 8, 9 & 10

Tuesday 7th September

Tuesday 7th Sept. Arrival Time	Year and Form Group	Location
Years 7, 11, 12 & 13 in school		
8.00	Year 8	Sports Hall (enter by Sports Hall gate)
10.00	Year 9	Sports Hall (enter by Sports Hall gate)
12.00	Year 10	Sports Hall (enter by Sports Hall gate)

Test 1

- Students must arrive to school promptly at the time indicated for your year/tutor group.
- Students are not required to wear school uniform (except for Year 10 who have their school photographs immediately after testing)
- If students are late, we cannot wait and they may not be tested.
- Please **do not** arrive before the allocated time.
- Students enter via the Sports Hall gate only (next to Woodmansterne Lane).
- We will welcome students at the welcome desk outside the main entrance to the Sports Hall
- Students will leave immediately after their test via the same gate they arrived by

Testing – what to expect for students

Students should enter through the Sports Hall gate

Students will then proceed to a welcome desk where they will be met by a member of staff. Here they will collect a registration card with a barcode

- ▶ Students will need to declare as to whether they have any Covid symptoms
- ▶ Students will be asked to sanitize hands and blow their nose before they enter the Main Hall
- ▶ Students will be guided towards a booth where a member of staff will be waiting to assist them.
- ▶ 1st test – students will return home immediately after the test.
- ▶ 2nd test – students will return to lessons.



Testing – what to expect for parents/carers

- ▶ Once you have given consent we will upload the necessary data into the NHS portal.
- ▶ The result from the test will then be uploaded to the same NHS Track and Trace portal
- ▶ The NHS barcode will link your child's result to the contact details we have registered here at WHSG
- ▶ You will then receive an email from NHS Track and Trace confirming the result.
- ▶ **It is important that we have the most up to date email address for you**

Your coronavirus lateral flow test result is negative. It's likely you were not infectious when the test was done.

Keep following coronavirus advice including:

- regular handwashing
- social distancing
- wearing a face covering where recommended

You only need to self-isolate if:


- you get symptoms of coronavirus – you'll need to book a different test at <https://www.gov.uk/get-coronavirus-test>
- someone you live with tests positive, or has symptoms and has not been tested yet
- you've been traced as a contact of someone who tested positive

For medical help, contact 111. In an emergency dial 999.

See <https://www.gov.uk/coronavirus> for more advice


What happens if my child tests positive during Test 1?

- ▶ Students will be returning home after their 1st test.
- ▶ The result from Track and Trace will be sent to you via e-mail.
- ▶ NHS Track and Trace will contact parents/carers to identify any close contacts.
- ▶ **Your child will have to self isolate for 10 days.**
- ▶ **You do not have to take a further test to confirm the result.**
- ▶ Remote learning will be provided by your child's teachers.



What happens if my child tests positive during Test 2?

- ▶ The result from Track and Trace will be sent to you via e-mail.
- ▶ We will accompany your child to a waiting room where we will ask your child to contact you.
- ▶ Government guidelines asks that a parent/carer should collect their child from school immediately. If a parent/carer is unable to do so then they can give permission for their child to make her own way home. **The guidance states that your child should not use public transport.**
- ▶ Students can be collected from reception
- ▶ Please ask for your child at reception when you arrive and we will then escort them to you.
- ▶ NHS Track and Trace will contact parents/carers to identify any close contacts.
- ▶ **Your child have to self isolate for 10 days.**





Lateral Flow Tests 2

In school

Testing whilst learning in school

- ▶ Students will attend school and lessons as normal with the usual timings.
- ▶ Students will leave their lesson at their allocated times (TBC) and make their way to the Sports Hall. They should take their bag with them. They will be advised where to line up outside the Sports Hall.
- ▶ In the event that a student tests positive, we will follow the steps outlined in slide 18
- ▶ Students without consent or who are testing at home will remain in lessons.



Home testing

Home testing

- ▶ After their two tests in school, students will be issued with home testing kits
- ▶ Testing at home does not require written medical consent. By collecting and opening the test at home test kit, an individual gives medical consent and is legally committed to reporting their results via the NHS Track and Trace reporting system.
- ▶ Government guidance remains that the first LFD tests should be undertaken at school with subsequent testing happening at home twice per week.
- ▶ There is also a useful video to show you how to administer the test which can be found here: [Step by step guide to COVID-19 self-testing – YouTube](#)
- ▶ This should give students a sense of what the testing process will be like at school as well

