

MOVING UP

MAGAZINE



BROUGHT TO YOU BY YEAR 7
JULY 20



Wallington
High School *For Girls*

HEIRS OF THE PAST, MAKERS OF THE FUTURE -

WELCOME TO WHSG



My name is Ms Maier and I will be your Head of Year when you join in September.

I understand that leaving primary school and starting secondary school can feel a little daunting. It's an important step in your lives - I still remember my own first day at secondary school!

With this in mind, we've put together this magazine as a present for you. All the articles are written by the current Year 7 pupils, to give you a flavour of school life & reassure you that you are going to be very welcome.

Enjoy reading the articles and don't worry about remembering all of the information - it will soon become clear to you once you settle into school life.

We hope you have as much fun reading the magazine as we had making it.





I look forward to meeting you all in September...



Looking back on my first year...

Welcome to Wally girls, we hope you enjoy your experience here. As a new year 7 student these are some of the questions you might have about Wally girls, during your first year.

By Zaynab Quraishi
Yr. 7 Johnson



Welcome to Wallington!

Hi there! Welcome to Wallington high school for girls! So you're new and don't know what to do. No problem! Here's your ultimate guide on how to dress, where to put your stuff and what to bring!

Uniform

The Wally girl uniform consists of a blazer (with your house sewed on), a chequered kilt (or trousers), a blue blouse and a green pullover/ jumper. Your kilt must be knee length. You only have to wear your jumper in the winter. Socks/tights should be navy blue, white or black and you should have black shoes. As for your hair, you can do whatever you want with it (you can't dye it though!) but hair ties should be black/navy blue/white. Top tip: don't roll up your skirt, as the teachers can be quite strict about this!

Lockers

A cool place to store your stuff! On your first day, you'll be given a locker to put things such as your coat, aprons, PE kit and anything else you want in it! (Don't forget to buy a lock!) Your locker is exclusively for you, so feel free to fill it up! (no pictures or posters though!)

Locker:
PE kit
Coat
Aprons
Hat
Spare books



A blue and green chequered kilt/trousers

A blue blouse

A green jumper/pullover

A navy blue blazer



PE Kit

Your PE kit should have your gym/dance and games kit. You'll get these at Cladish in Wallington. All your kit should have your name embroidered into it (except from your leggings!) Extra kit: football boots, shin pads, mouthguard.

Rucksack

I recommend having a bag with back support as your bag can get quite heavy! Top tip: only carry the books you need for the next periods, you can keep stuff in your locker and get it out at break and lunch. ☺

Things to have in your Rucksack:

- Pencil case
- Books
- Reading book
- Water bottle
- Valuables (you can keep these in your blazer, locker or bag)



Pencil Case - Don't forget to name your equipment!

You should have the following in your pencil case:

- HB pencils
- A pen
- Colouring pencils
- A ruler
- A rubber
- A sharpener
- Highlighters
- A red/green pen to mark
- Casio Calculator
- Maths set



What to have:

- Hoodie
- Shorts/Skort
- Games top
- Tracksuit bottoms
- Dance top
- Leggings
- Leotard
- Purple socks
- White socks
- Trainers

What not to wear:

Any hoop or elaborate earrings, plain studs only!
Shoes with heels/high tops
Jewellery
Make up
Coat with fur hoods/brands (plain blue or black only)
Colourful hair ties (blue, black white or green only)

Looking forward to seeing you in Wallington!

By Emily 7 Athena

LOCKERS!

In WHSG there are several lockers, most of them are found in the E and G blocks. Your locker comes with the responsibility of cleaning it. You shouldn't keep food in your locker for a long time otherwise it might rot and start to smell.



Always make sure you lock your locker in order to make sure that your items that are stored in there are safe. Locks with the numbers that twist are advised as you don't want to lose your lock key and not be able to unlock your locker.



In your locker you can keep many items, but you should always keep your PE kit in there unless you have taken it home to wash it. It is also good to keep your food tech apron and science overall inside, so you don't forget it at home. In order to save space, it is simpler to not keep all your books in your locker as you may forget to take them home to revise for a test or do homework, however it is up to you.


DO'S AND DON'T'S

Do's

- .Clean your locker.
- .Keep your PE kit inside
- .Lock it.

Don't's

- .Keep it messy.
- .Leave food inside for days.
- .Leave it unlocked



WHSG Magazine For Year 6's

BY MILI *7Athena*

Hi!

Moving into secondary school can be scary however reading the super helpful information packs that the school provides will make it all seem pretty easy!



So, the school skirts will seem like the longest skirts in the world when you first put them on but trust me, when you get into that assembly hall on the first day, you will see that there will be two hundred and ten girls all with long skirts just like yours.

On the first day I remember it took me so long to figure out how the skirt buttoned up and it probably didn't help that my hands were shaking like crazy! One thing to remember is to always pay attention when putting on your skirt; I remember one time my friend, Laura came into school on the first week and it took us until lunchtime to realise that she was wearing it inside out. Let me just clarify that the label ALWAYS goes on the *inside* of the skirt, no one needs to see it!



If you're anything like me then you will love the school P.E kits. From the short black and lilac skort to the super comfortable over-sized hoodie, it's all great. Another amazing thing about the P.E kits is that the dance tops and all the items in the games kit have your name embroidered on them! You won't have to carry your P.E kit around with you all day as the school provide each and every one of you with a locker. The lockers are so great for storage and you can put all your things in that you don't need with you all day. You can go to your locker at break, lunch, before and after school so you can put your coat in there as well as your P.E kits, aprons and many other things. I would personally recommend getting a padlock ready for your first day and the school also advises it.



I wish you all the best of luck for year seven and though it may seem hardcore, trust me it will be super fun and I'm sure you will all bond amazing friendships
thank you so much for reading this,

Mili 😊



WHSG UNIFORM



If your worried about going to WHSG don't be. I'm here to help you with a small part of your journey to becoming a wally girl, I'm going to help you with all your uniform query's.

A few things you might like to know:

Your sports kit(except socks and leggings) will be embroidered with the WHSG logo and your name. On the induction day you will be given a badge with your house name on it(Athena,Bronte,Curie,Johnson,Pankhurst,Seacole or Sharman).

All the uniform below can be purchased at claddish.

Main uniform



blazer



jumper



Shirt



kilt

aprons



craft



Science/art

Sports wear



Sports top



Shorts



Skort



hoodie



Socks



tracksuit



leggings

↑
outdoor wear
(It's really comfy)
↔ dance/gym wear ↔



dance top



Trainers->

<-leotard
(optional)



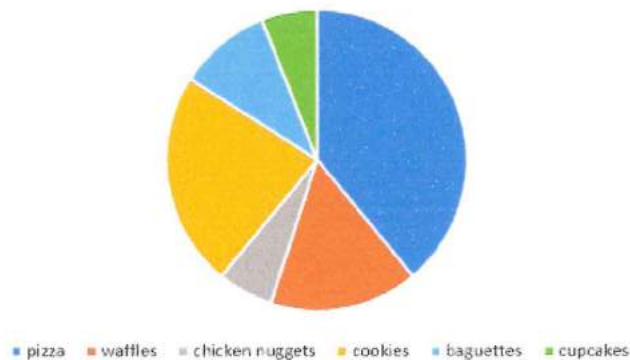
Hopefully I've helped you with your uniform



By Estelle Churchill-Coleman

Here at Wallington there is a wide range of food choices in the canteen and snack shack to settle your stomach's hunger forever. From cookies to cupcakes, salad to sausages, fruit to fish and chips and pizza to pasta, the list is endless. Our catering service aspens offer food before school for breakfast, where for sale most days are waffles, fruit, croissants, cinnamon swirls and bacon baps. Food is also available at break and lunch, where there is either hot food such as pizza or paninis, or cold food like sandwiches or pasta.

Best canteen food



I spoke to some regular canteen users about their opinions. Shrimayi Arunkumar said-

"My favorite food at school is the pizza because it tastes amazing and heavenly. The food on offer in the canteen is very good, and the food is all reasonably priced."

Jessica Lyford thought that-

"The best food is by far the waffles because they are so sweet and delicious. The canteen food is perfect and there is so much to choose from."

Everyone waits for the clock to turn 1:05, the only question on our minds is "will there be pizza". This is a matter of life or death. Of pizza or paninis. But whether there is pizza or not, there is bound to be something to tantalize your taste buds.

THE HOUSE HEROINES

The House System

Each student is allocated a house in Year 7. Students can collect house points for their house and participate in inter-house competitions which are held throughout the year. Houses are named after important women in history and each class has a different combination of languages to learn and a unique house colour.

Athena (blue house) - Athena was the daughter of Zeus in Greek mythology. She was the goddess of wisdom and learning.

Brontë (orange house) - Charlotte Brontë was an outstanding author who wrote verses and novels alongside her sisters.

Curie (cerise house) - Marie-Sklodowska-Curie was a French-Polish physicist and chemist, famous for her pioneering research on radioactivity.

Johnson (red house) - Amy Johnson was one of the most prolific pilots of the last century who was the first woman to fly solo from Croydon to Australia.

Pankhurst (yellow house) - Emmeline Pankhurst was an advocate of the women's suffrage who helped found the Women's Franchise League in 1889 which enabled women to vote.

Seacole (green house) - Mary Seacole funded her own trip to Crimea where she ran a British hotel to provide comfortable quarters for sick and wounded soldiers.

Sharman (violet house) - Helen Sharman was Britain's first astronaut in space, May 1991.

Each year, one house will be awarded the House Cup for outstanding teamwork and achievements. 50% of the cup will be based on house point totals, with the other 50% made up from results of inter-house competitions throughout the year.

You can earn house points in house events, such as sports days or enrichment days, or by giving good answers in class and doing great work.



WALLINGTON HIGH SCHOOL
FOR GIRLS

If you get above 25 house points you get a bronze certificate. If you get above 50 you get a silver certificate and a gold certificate for over 75.

Unfortunately, as well as getting house points, you can also get behaviour points which subtract house points from your class total. You get them from behaving badly in class but everyone gets a few every now and again and it's nothing to worry about. If you get 15 behaviour points or 3 for the same thing (e.g. forgetting your homework) then you get put on green report for 2 weeks with 3 targets based upon the behaviour issue. Your parents are notified via letter or phone call. If report has less than 3 negative comments each week, you will be removed from report however if more than 3 you will go to yellow report to the head of year or head of department. Your parents will once again be notified and you get placed in detention with your head of year. This could then result into red report (which rarely ever happens). If still behaving badly (which is VERY unlikely) this could result to head teacher detention, an internal isolation or an external exclusion.

Every half term/term, you will have a house assembly where your whole house has an assembly lead by the Yr 10 house leaders. They are often fun and include great activities.

WHSG HOUSES & HOUSE SYSTEM

Natale Sahane
& Sharman

House Names

ATHENA: Athena was the daughter of Zeus (and his favourite child). She was the Goddess of Learning and Wisdom.

BRONTË: Charlotte Brontë was a famous author known for her writing in novels. Despite her short life, she hoped to pursue a career in teaching.

CURIE: Marie Curie was a French-Polish physicist/chemist. She was the first woman to get a Nobel Prize and is known for her research on radioactivity.

JOHNSON: Amy Johnson was the first woman pilot to fly solo from England to Japan and set many world records.

PANKHURST: Emmeline Pankhurst was an advocate of the women's suffrage. She helped found the Women's Franchise League in 1889.

SEACOLE: Mary Seacole was born in Kingston, Jamaica in 1805. She funded her own to Crimea where she provided services to sick and wounded soldiers. She became known as 'Mother Seacole' after her help on the battlefield.

SHARMAN: Helen Sharman was Britain's first female astronaut to travel to space in May 1991. Her training lasted for 18 months and she faced unimaginable conditions.

Behaviour Points

Behaviour points are bad. If you get 3 behaviour points for the same reason or 15 behaviour points for different reasons, you will go on report. When you go on report, there is a certain reason behind it. It could be that you didn't bring equipment in or that you keep on forgetting your homework. Whatever it may be, going on report is bad news. To discipline this behaviour, you will be asked to give your teacher your report card every period to sign for 2 weeks. If improvement is shown, you will be taken off report. If not, you must repeat this. It can even lead to exclusion. Either way, try to avoid any mischievous behaviour!

Houses


The way you get placed into your house/form is completely random. Unless you have an older sibling (in which case you will go in the same form as them) you will be put in a random form. Each house is named after a famous woman and shares its own significance. The house colours are: Orange (Brontë), Blue (Athena), Pink (Curie), Red (Johnson), Yellow (Pankhurst), Green (Seacole) and Violet (Sharman). Every year, each house tries to collect as many house points as possible to win the house cup.

WALLINGTON GIRLS HOUSE AND POINTS SYSTEM

In WHSG, we have a house system (a bit similar to Hogwarts!) Whilst in Harry Potter there are 4 houses, we have 7. Athena, Bronte, Curie, Johnson, Pankhurst, Seacole and Sharman. You may recognise some of these names. The reason for this is because they are all named after famous women in history. Athena the daughter of the Mighty Zeus, Charlotte Bronte the amazing author, Mary - Sklowska-Curie the spectacular scientist, Amy Johnson the persevering pilot, Emmeline Pankhurst the courageous Suffragette, Mary Seacole the nurturing nurse and Helen Sharman the awesome astronaut. In WHSG we are all about girl power, hence the house names.

As well as the house system, there is the house points system. If you have done something well and your teacher is pleased, they may reward you with a house point. These points lead up to the house cup and gives your house a chance to win it. When I got my first house point, I felt like I mastered the art of flight on a broomstick as I knew I was helping my house in the long run. Although, if you do something bad, you might get a behaviour point. Only a few is ok but try not to get too many as you can get a detention. The house points you earn lead to prizes. 25 for a Bronze certificate, 50 for a Silver and 75 for a Gold one. 150,250,500 for Bronze, Silver and Gold winged badges.

Apart from being a role model student, you can receive points by house events. Interhouses are when your form goes up against other forms in your year group. This is a competition. Another event is sports day that we do at the end of the year. All of the classes go up against each other in sports games. Unfortunately, we don't do Quidditch but sports such as running is as equally fun. All of the house points are stored up for the house cup. The house with the most will win the house cup. Have fun at WHSG and hope you win as many house points as you can.



Winged Badges



By Aashi Patel 7sharman



FRIENDSHIP By Dilani 7 Brontë

Dear Future Wally Girls,

As a community we would like to welcome you into Wallington High School For Girls . We would proudly like to call you a Wally Girl .

Without a doubt , many of us have trouble making friends . Especially finding one when entering a new place . There is no need to worry ; in this magazine there are many advice which will assist you when joining us .

Friends Poem

Fun, lively company

Reasonable , ever sensible

Inspirational, ability to motivate

Easy going, a breeze to get along with

Nurturing, you bring out the good in people

Devout , strong faith

Spectacular, truly remarkable

How do I make new friends ?

Friends , friends, friends ! This is what you are probably thinking about **NON-STOP!**

Friends are tricky to make and your heart beat might suddenly increase just by pondering about it. These 3 steps I've provided should be useful for all times :

1) Social Interaction

Try not to be quiet and talk with each other so you get to know everyone

2) Trust

Always have faith and trust one another so you're bond will grow

3) Be Yourself & Smile

There's no need to listen to others feelings about you , try to be positive and smile .



AGONY AUNT

What should you do when you first see somebody ?

Well, try to be positive and try being yourself . Try to socialize with everyone.

Quote :

'Good friends make good times better and hard times easier'
.....Unknown.....

What 3 words do you think your friend will be like ?

.....
.....
.....
.

Do you worry about detentions and behaviour points?

I suggest if you be kind caring person you won't get a detention . I have provided a list of rules you must try to follow:

- 1) Complete your Homework
- 2) Do NOT hurt others feelings
- 3) Try not to forget your necessities and equipment
- 4) Don't bully each other

Are you worried about making friends ?

' Good friends are hard to find harder to leave and impossible to forget'

Try to find someone who you can fulfil these words

TRUST HONESTY LOVE
CARE KINDNESS FAITH

Do you think there are too many expectations in WHSG?

Well , the education system is higher than other schools but staff are lovely people . Overall , this school can get you to exciting places . There are rules above which are quite important but don't get scared , as a community we will remember to support each other.

How to Make Friends in Secondary School: A Simple Guide

One of the main things I worried about when moving from Year 6 to Year 7 was making friends. You may think this is going to be difficult for you, or even impossible! Well, try not to worry so much, it's simple, just look at the tips in this article and you'll have friends in no time.

Step 1: Meeting People

You may know some people from primary going to your new school, but you'll be making a lot of new friends as well, so here are some useful tips on how to meet new people, who could be potential new friends!

- **Your class:** this is the first place most people look. These will be the people you spend most of your school time with, go to lessons with, spend form time with, help each other with homework, ask and give advice to and much more! Try and be friends with somebody who sits next to you in lessons, or get to know them more.
- **Extra-curricular clubs:** this is a place where you can make friends who have similar interests to you. For example, if you join Creative Writing Club, everybody in the group likes creative writing and boom! Tons of new friends!
- **Busses:** that's right. Busses. The people from your school who take the same bus as you will probably take the same route as you for the rest of their time at the school, so try and talk to them.

Step 2: How Do I Get Someone to Want to be My Friend?

This might be a question that you are dying to know the answer about. You may think that there is a top-secret formula that only some people know, but there is just one simple rule:

BE YOU!

If you want a true friend, then be you! It might not seem like much, but it's a very important rule. Keep in mind that this doesn't also mean trying to stand out just to seem different.

And that's it! As long, as you remember these two steps, you'll be making friends in no time!

Keep in mind:

Don't be too picky with your friends, and don't feel like it should be absolutely necessary for you to have one best friend. Remember, they don't have to be in the same class as you, and most of the older students are quite nice. Hang out with your friends as much as you like, and BE YOU!

Guarantee:

I can assure you that these tips definitely do work. Although not all of it might work for you, at least one thing will. I have first-hand experience for some of these tips. My closest friends are from clubs and my class, I wonder what your friends will be like. Well, you'll find out when you move to secondary!

AGONY AUNT

Dear Agony Aunt,

I am having friendship problems with my friend. She is my best friend and the only friend I have got. I don't know how to get new friends because no one talks to me but her. She is annoyed at me for pranking her by taking her books out of her bag and hiding them, so she is starting to ignore me. I stopped it. Although, she thought I was laughing at her mark in a test so got upset. I was only laughing at a girl's joke. I tried to explain but she won't listen. She has new friends.
HELP PLEASE!

From

Sarah (Wallington Girls)



Wallington
High School For Girls
HEIRS OF THE PAST, MAKERS OF THE FUTURE

To Sarah,

Try to keep calm and relaxed. You could apologize to her and explain that you were laughing at a joke. She will understand. It would be even better if you get a gift to say sorry especially if her birthday is coming up soon. That should make her happy. There are other people you can make friends with. I have made some suggestions on how to make friends in the leaflet attached to this letter.

From Agony Aunt

How To Make Friends:

- ❖ Try talking to new people
- ❖ It would be better to go to other classes
- ❖ You can join any conversations
- ❖ If you go on public transport, speak to the people sitting around you
- ❖ Ask anyone, who are on their own if they would like to join you

By Lola and Charlotte

20:03

12%



Lola - WHSG

online

So, what is your favourite thing about WHSG and why?

19:31 ✓✓

I LOVE that there is a club for everything that people like. I love music and sport so I do netball, football and orchestra. There is a whole range of fun activities at lunchtimes and after school - there is something for everyone! 🎵

19:33

I agree! How are the teachers and what are all of the subjects like?

19:38 ✓✓

Well, the teachers are all amazing, they explain everything so well and make the lessons fun! My favourite subject is a science, the practicals are so fun!

19:40

Yes, I love science too! What is your funniest moment at WHSG so far?

19:46 ✓✓

I think it was in science when we made instruments from straws! No one got it to work but then I finally did!

19:49

Wow! Well - last question now - are you glad that you came to WHSG and do you have any advice for the new year 7 girls starting here?

19:58 ✓✓

Definitely! It is great here! I would say that you should always pack your bag the night before so you are organised and know that you will make friends soon!



19:59

Good advice! Thank you!

19:59 ✓✓



HERE IS A Q&A TO HELP YOU SETTLE

Type a message

IN!



YR6 WELCOME MAGAZINE



By Amia.G

7SEACOLE



20 TIPS FOR GETTING PUBLIC TRANSPORT

1. Make Sure To Have A Different Routes In Case A Bus Or Train Gets Cancelled
2. Know Your Route To School
3. Go With A Friend If They Live Close Just If You Don't Feel Safe
4. The 627 Is A School Bus That Starts At Worchester Park And Goes Right In Front Of The School
5. Don't Get Confused With The 612, That Goes To Wallington Boys But Has The Same Bus Name
6. If Your Bus Or Train Gets Cancelled Then Your Late To School Either Leave Earlier Or Have Another Route
7. Make Sure Your Phone If You Have One Is Fully Charged Because You Might Need To Call Someone
8. Call Someone if you Get Lost
9. You will Get Used To Your Route Eventually
10. Don't Be Afraid To Ask Locals Or People Around You
11. Make Sure To Have A Bus Pass Or Train Ticket
12. If You Feel Like You Got On The Wrong Train Or Bus Check With The Bus Driver or Display
13. If Your Journey Is Really Long Don't Get Stressed Out , You'll Get To School
14. If Your Transport Is Crowded Make Sure To Hold Onto Something
15. Make Sure You Keep An Eye On Your Belongings So You Don't Lose Them
16. Be Aware Of Your Surroundings
17. Make Sure Your Train Ticket Or Bus Pass Ready To Show
18. Give Up Your Seats For Elderly Or People Who Are Less Able To Stand
19. Keep Purses And Bags Close To You
20. Know How Much Money To Take For Your Journey

Top tips for using public transport



by Emma Rosenberd

Getting out the door on time

1. Set an alarm. To get out the door on time you need to wake up on time first.
2. Concentrate in the morning. Don't lay in bed for five minutes before getting up so you don't waste time.
3. Pack your bag the night before. This will leave you with one less thing to worry about in the morning.
4. Leave a few minutes before your transport arrives. You shouldn't be scrambling out the to catch your transport.
5. Check the traffic in case you have to leave early. Make sure to do this the night before so you don't need to change your whole plan in the morning.

Taking dual transport

1. Make sure you you check timetables for both or more modes of transport (MOT).
2. Have a backup plan. (elaborate more in "Having a backup plan").
3. Make sure you have the right amount of time in between each MOT to walk to the next stop.
4. Leave at a time that will guarantee you get to school on time. Meaning you know long each MOT will to get to school.
5. Avoid rush hour so you aren't stuck on a crowded MOT for the whole journey.

Having a backup plan

1. Learn other bus (or different transport) routes just to be safe.
2. Check if there are any problems the

night before.

3. Ask if your parent can take you on short notice.
4. Ask peers in your area about other ways to get to school.
5. Use the induction day to find ways to get to school.

General tips

1. Charge your phone the night before so it doesn't run out during the day.
2. Double check that you have your Bus pass and keys when you leave the house.
3. Travel with peers to the journey more fun.
4. Get apps on your phone so you don't get bored.
5. DON'T PANIC!

Princess K, 7-Ah

Hello there! My name is Poppy Pencil! I heard that some of you were going to be new here so I decided to tell you all a little story! On my first few days of helping my owner, Patricia, at WHSG, I was just another lost, tall pencil. Just like the rest of them. Everyone around seemed to be supportive and kind yet Patricia was slow to opening up and making friends. **NOTE TO READER: NO MATTER HOW HARD IT WAS IN PRIMARY SCHOOL OR WHATEVER YOU WENT THROUGH YOU'LL ALWAYS FIND A RELIABLE COMPANION AT WALLY GIRLS!** There was always someone that Patricia, or any of the other girls, could approach or seek help from (you new students are luckier than the stationary at WHSmith that constantly get bullied!) Something that I still question to this day is why most year 7s waddle into school with their disproportionately large bags. **NOTE TO READER:**

ALTHOUGH IT'S OPTIONAL, YOUR LOCKERS ARE THERE TO STORE YOUR BOOKS, PE KITS, APRONS AND OVERALLS AND YOU CAN SWAP YOUR BOOKS AT BREAK AND LUNCH! At the end of most school days, I was blunt and worn out due to the fact that the lessons, which seemed to fly past too quickly, were packed full of information. **NOTE TO READER: IT'S ESSENTIAL TO HAVE NOTES FOR TEST REVISION.** As a matter of fact, the assemblies here are so nurturing in comparison to your long, boring primary school ones! **NOTE TO READER: KNOWLEDGE IS POWER!** I hope this story helped! I do however have a few last tips: **BE A GOOD INFLUENCE, AIM HIGH, NEVER STOP BELIEVING IN YOURSELF AND PERSEVERE!** Maybe, if Patricia doesn't get rid of me, I'll be able to meet all of you wonderful readers! ¡Adiós amigas! (I learned that in Spanish and some of you will too!)

FIRST DAY AT WHSG THROUGH THE EYES OF A PENCIL

I awoke with a start. *Today* was the day! The cold hand of my owner swept me up and placed me in the WHSG pencil case. It was my first day of school!

At first, I was quite excited to meet my new classmates, but then I saw their faces... As I rolled into the classroom, their nibs seemed to bore into my soul. Nervously I sat next to Holly (the purple highlighter) who was chatting away with her friends from Primary School – Heather, Harmony and Hannah - who were all highlighters too! My heart sank. Everyone seemed to have made friends already! Rihanna the ruler was showing off her backflips to Sally Sharpener who laughed as her friend tumbled into a handspring, while Gillian Glue and Sara Scissor were choreographing a dance. Reggie Rubber (the school's therapy dog) was barking happily for Goldie Biro and Sapphire Rollerball - who were rubbing off the make-up-ink they had put on at home. Ebony and Jet (the sporty pens) were racing up and down the corridor in excitement. I sighed. Everyone seemed to be happy with their new friends.

Just then someone came in. Miss Calligraphy (our form tutor) smiled at her before the pen rolled to a corner and lay there all alone. I clumsily approached her and tried to start a conversation. Her name was Ruby Pen and she was really nervous about starting a new school as she knew no-one! She was really nice to me and I could just see that we would become really good friends in the future. I realised that I should have known that there would have been some-one I could talk to: everyone was new, so would be just as anxious as me!


Miss Calligraphy was very kind and explained how the day would run and even helped us set up our planners. We were informed that we should not be worried about anything and that we could always talk to a member of staff about any of our concerns. Once she had talked to us, we had no further questions and felt ready to start year 7!

Our first lesson (English) began with a lot of admin (like every subject) and a minor baseline assessment. At the end of the lesson Miss Hill gave us our scores and said we all had quite a bit to work on over the year but that was fine because we had all come from different primary schools so had been taught in various ways. She explained that green, blue and purple meant we had done well and that yellow, orange or red meant we had more to work on.

As the weeks went on and we settled in, every day was a different experience and we all knew that we were extremely privileged to be attending Wallington High School. The staff were kind and supportive; no-one could wait to see what the future held!

Good luck at WHSG from Polly the Pencil!





The new teacher rushed into the room, her thick hair, the colour of autumn leaves browned and gleaming. Her eyes were a delicate cinnamon with a deep brown rim around the iris. A large smile spread across her face: she was happy as birds in the spring.

Everything continued as normal during registration and our first maths lesson. So far nothing special or different happened. Next she took us to the science block for our next lesson. To be honest, I don't really enjoy science lessons.

"Not my favourite subject," I whispered to Susie, "it will probably be just another boring chemistry lesson." I was sure the new teacher didn't hear me but she turned around, looked at me, and almost winked at me, meaning "You are in for a surprise, young lady."

Once in the science room, with our safety goggles firmly fixed, our new teacher held out her hand. Immediately, all Bunsen burners switched themselves on with a warm glowing light. The beakers transported themselves onto the burners, and filled themselves with bubbling mixtures of orange, pineapple and passion and the aroma was delightful. We all gasped!

Suddenly, the burners stopped, the mixture in the heaters cooled and with a wave of her hand, our new teacher produced coloured drinking glasses. "Help yourselves, girls," she said. "I made them especially for you."

This was followed by a stunned silence. "Is this really happening?" I whispered to Susie. In wide-eyed amazement, she nodded in agreement. Gingerly we took a glass and helped ourselves to the contents of the beaker. The juice tasted like the nectar of the gods. Our new teacher smiled at us. "I think you didn't have a boring chemistry lesson." We all smiled in agreement.

My teacher is a Magician

MY TEACHER IS A... MAGICIAN?!!

HI! So... long story short: I'm in a movie. Well, I feel like that at least, I am Brooke and I am 100% sure this is not AT ALL what you would be expecting on a normal lesson of drama. Let me explain...



It was drama, one of my FAVOURITE lessons; we were looking at suspense and horror. Miss Chutney was reading us a spine-chilling tale of Goblins & Witches in her strange, beautiful foreign accent. Just then, loco

interrupted, "Excuse me Miss Chutney, but we have to perform this. How on earth can we do tricks and magic when we can't even make the correct answers appear on our tests?"

Everyone gasped and waited. Miss Chutney scanned the room with narrowed eyes. Suddenly, she clicked her fingers and we were taken into a whole new realm!! There were gnarled, twisted trees, fluttering fairies, buzzing bats and MORE!



We were awed as we moved through this passage of mystery. Our teacher started performing spells: Mogrification, Potions and even Hypnosis; she made my friend Divya forget her own name! Everyone watched spell-bound as the bushes and leaves rustled. "Who's next?" Miss Chutney asked. Everyone applauded, even loco. That was the day I discovered a REAL magician... and I had a new favourite teacher...

MISS CHUTNEY. COCO. GOBLINS. WITCHES. FAIRIES. MAGIC.

WISHING YOU A WARM WELCOME AT WHSG!

FUN FORM TIME:

Info & advice

Form time is the time in the morning where you get to bond with your peers and classmates.



There are a range of activities that you can part-take in. During form time, your form tutor will usually read out any notices for your class, so you know what's happening. These notices are pinned to something called the student bulletin, which gets updated every week. Registration takes place at 8:25 in your form room, the room your form is allocated at the beginning of year 7 all the way up till year 11. On Wednesdays, you have P.S.H.C.E, (personal, social, health, citizenship and economics) which has many personal topics involved. Every Monday, we have a year 7&8 assembly including many varied subjects. Usually on Thursday, a year 7 assembly is hosted by your head/s of year in the activity studio. At the beginning of the year, you are given a homework diary to write your homework & school timetable in as well as a squid card, used for purchases in the school canteen and borrowing books from the library.

All of this might sound very overwhelming, but there's no need to worry, you'll get used to it. We wish you the best of luck for next year!

7 pankhurst

Formtime at WHSG

By Pavithra Laxmi 7 Pankhurst

Welcome to formtime at Wallington High School for Girls

Formtime is a time where you can just chat and have fun with your friends. Registration starts at 8:25 but you can arrive at school, early and wait in the form room. During form time your class and your form tutor will either go through the School Bulletin do a planner check or have an assembly with other forms. Formtime is the best time to socialize with your classmates and rush homework that you might have forgotten to do. This Happens ALL the time-with my classmates.

Here is a Word search about formtime that you can do.

N	A	F	D	Z	G	F	R	I	E	N	D	S	O	F
O	O	P	H	B	S	M	Y	M	T	G	I	H	P	O
T	Q	R	S	A	U	N	I	L	O	Q	U	V	H	R
I	J	R	O	E	A	T	L	N	Z	R	T	U	S	M
C	L	A	S	S	M	O	U	P	B	D	E	H	C	R
E	F	E	D	R	I	Z	S	Y	L	X	R	W	E	O
B	D	H	O	J	N	K	Q	T	O	A	I	Q	A	O
O	C	F	A	M	P	G	L	N	U	T	N	O	C	M
A	B	C	F	K	M	B	W	V	O	V	J	N	D	U
R	A	E	H	D	X	R	N	Y	S	P	U	L	E	E
D	Y	X	W	V	U	T	S	R	Q	P	O	N	S	R
K	Z	F	O	R	M	T	U	T	O	R	M	L	K	L
N	Y	A	B	C	D	E	F	G	H	I	J	K	B	P
P	B	U	L	L	E	T	I	N	Z	W	V	U	J	O
Q	V	W	B	C	K	T	U	X	H	O	G	E	P	H

Words you need to find:

NOTICEBOARD	DESK
CLASS	PHSCE
FRIENDS	FORMROOM
FORMTIME	BULLETIN
FORMTUTOR	PLANNER



H O M E W O R K



AND HOW TO TACKLE IT

HEY THERE! Before I let you in on the not-so-secret secret top tips for managing your homework, I want you to know that I (and everyone else) understand *exactly* how you feel when your teacher says "Ok class, please get your planners out. This week's homework is going to be....". We've all been there! Just remember that homework is a way to extend your learning outside the classroom and gives you a chance to practice the skills and build on the knowledge you have learnt in lesson. Teachers often set you a range of interesting and helpful tasks. You could get five pieces of homework per day but somedays you might not get any. There's no need to worry! 😊

TIPS FROM ME TO YOU

AT SCHOOL

- Ensure that you understand all topics that you cover in lesson and what you need to do for homework.
- Always ask your teacher if you have any questions - don't be scared, they're only human! As long as you ask politely, they will answer politely back and won't ever shout at you; be curious.
- Ask teachers for help but don't forget you can always ask friends and family for help too.
- Oh, and also we didn't get homework for the first four weeks (to give us time to settle in and join extra-curricular clubs)! This will be the same for you! Try and make the most of this spare time.

YOUR PLANNER

- You will get your planners on the first day at WHSG
- When the teacher is giving you instructions for homework make sure you are listening to them so that you get all the information needed. Write down in your planner: the subject, a brief explanation of the homework piece, the due date, and how long it will take to complete. If the teacher forgets to tell you any of this, then let them know- they often have a lot to think about so it might slip their mind!
- Try to keep your planner organised and tidy but as long as you can understand what you need to do and when you need to do it, that is the most important thing!
- Don't forget to get your planner signed but don't worry, your form tutor will explain more.

PLANNING AND TIME MANAGEMENT

- Be time and work efficient! This does not mean rush your work. The following pointers are to help you manage your time well!
- Keep any distractions away! Devices, a book, toys and any other interruptions should be put somewhere else other than where you are working.
- Have a tidy workspace with just the essentials for that homework piece. Think about what you will need so that you don't have to get up mid-task.
- Maybe devise a homework plan - this is helpful for keeping track of time. It doesn't need to be anything fancy, there's even a template at the back of your planner! Work this around your timetable.

CREATIVITY

- To make your homework more interesting....
- ✚ Use colour- highlighters, pencils, pens, fine liners. Whatever you have add a little sparkle to your homework.
- ✚ Think outside the box- sometimes you get interesting projects so think of fun, new ways to complete your homework.
- ✚ Embrace your homework – this may sound a bit crazy but make the most of your time and the way you spend it. If anything is worth doing, its worth doing with your 100%.

So, there you go! Homework is not so bad as it seems! Good luck for September, we can't wait for you to join us. 😊

You got this! BYE FOR NOW!

Homework and how to tackle it!

Hi! My name is Ria Naik and I'm in 7 Seacole (the BEST form). Congratulations-you're going to be a Wally Girl! I'm going to give you some top tips on how to tackle your homework! – follow these helpful tips and you'll be fine 😊!

Planner

When you are set your homework, write it down in your planner straight away so that you avoid any confusion-do not just write the task down, write the date it is set for too!



Ask a teacher!

If you need help with your homework, firstly ask your friends as they might be able to help you. Also consider using online resources such as BBC Bitesize. If you are still unsure then at Wally Girls, you can email your teacher and ask for help or directly meet them in school. Don't be afraid to ask! **Teachers are here to help!** 😊



Preparation

Before you start any type of homework, make sure you have all the equipment you need. This will allow you more time to relax!!!! Lockers are a great way to reduce the amount you carry. Just be mindful that you may have been set homework and that your equipment needed for it could potentially be in your locker.

Top Tips!

- ✓ Always be inquisitive during class-there's no such thing as a silly question 😊! Any sort of information can help you in the future!
- ✓ Use FROG VLE- It's a great resource which can help you tackle your homework!
- ✓ Try to complete your homework the day it's set
- ✓ Before you go to sleep, double-check if you have done all the necessary homework due for the following day

Don't be
AFRAID
To Ask For
HELP

Looking Back

On February 27th Abigail Halm-Owoo (current member of 7 Johnson) visited our HQ to speak about her time at Wallington High School for Girls.

Q: How did you feel at the start of the year?

A: I felt nervous because I wasn't prepared to get a lot of homework and be held up to such high standards.

Q: Do you still feel the same way at this point?

A: Actually, I don't; I've adjusted to the homework and there isn't as much as I thought there would be. Although the expectations are higher than primary school I feel like I have been able to reach them with the help of teachers, friends and the general school environment.

Q: How did you feel about the transition from primary to secondary?

A: I thought it would be dreadful but it was a shock for me that after a few days I already felt comfortable in the school.

Q: What helped you through these changes?

A: The general school environment is welcoming and instantly made me feel far from left out.

Q: A lot of people are concerned about getting lost around the school; any advice for them?

A: During break, lunch and before school travel around the school and attempt to locate your classrooms. The system of room names is quite easy once you have looked around. Always go with a friend so you can find your way back to your form room or a place you recognise. The only way to find places is to look for them!

Q: How do you feel about the older years?

A: A lot of people think the older kids will bully you just because you are a year 7. The older years will help you find your way around and help you as long as you don't be rude to them first.

Q: What do you think of Wallington's available facilities?

A: There is a massive sports hall, normal hall and a gym with trampolines. My personal favourite thing is the dance studio. It's my favourite part of the school (other than the canteen of course!). In the tech block you can find sewing machines which are available to use after school.

Q: Do you feel that the school is mainly focused on academics?

A: Totally not! It's great that the school encourages sports and creativity as well as academics. Our school highly emboldens sports and creative studies such as dance, netball, football and art.

Q: Overall, what advice would you give to the year 6s joining us at WHSG?

A: Don't worry about making friends because everyone finds at least one friend. Go to clubs you're interested in because you'll find people who have similar interests. Ask people for help if you need it! Good luck to all the new Wally Girls!!



SEE YOU IN
SEPTEMBER!
