

100 FREE


Name: _____

Date: _____

COPING STRATEGIES

EXAMPLES

1. Take deep breaths
2. Do a positive activity
3. Play sports
4. Think of something funny
5. Take a walk
6. Pr...
7. St...
8. Lis...
9. Take...
10. Sit...
11. Use p...
12. Say...
13. Tell a friend
14. Talk to an adult
15. Close your eyes and relax
16. Say, "I can do this"
17. Visualize your favorite place
18. Think of something happy
19. Think of a pet you love
20. Think about someone you love



Name: _____

COPING ST

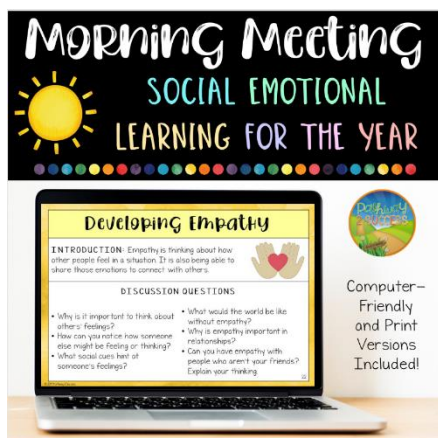
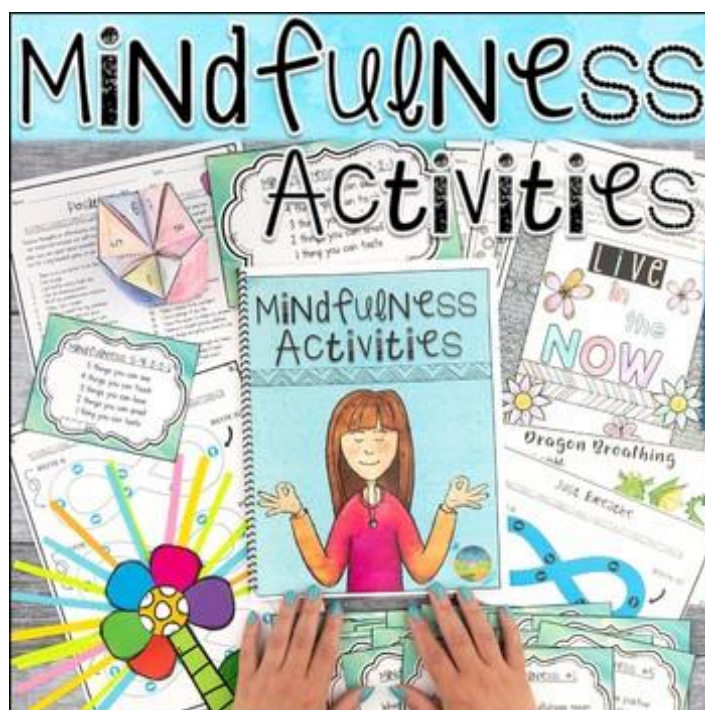
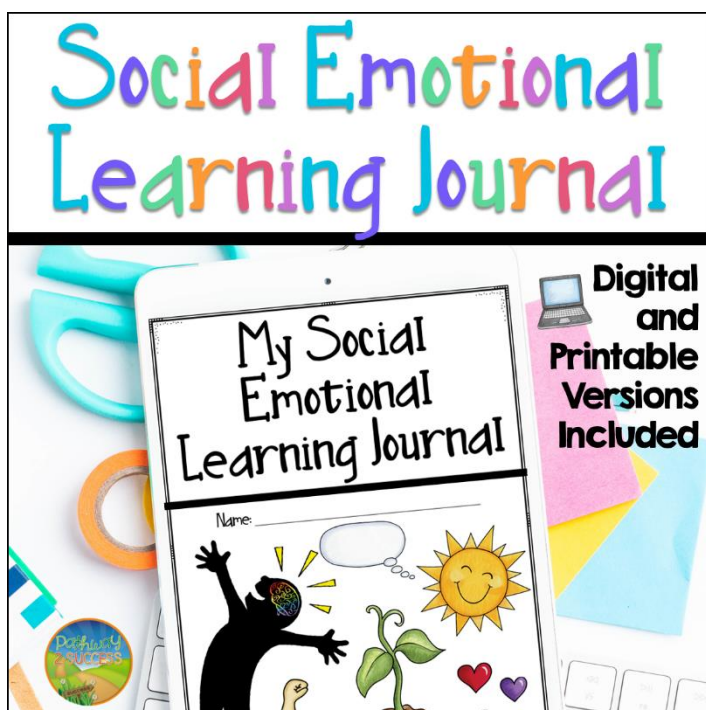
55. Write a note
66. Count to 10
67. Make a list of the future
68. Read motivational quotes
69. Compliment yourself
70. Visualize a stop sign
71. Laugh
72. Smile in the mirror
73. Smile at others
74. Do schoolwork
75. Look at animal pictures
76. Hyperfocus on an object
77. Notice 5 things you can see
78. Paint with water colors
79. Use a relaxation app
80. Watch a funny video

TABLE OF CONTENTS

COPING STRATEGIES LIST

Resource	Pages
Coping Strategies Printable List (color)	3-4
Student Fill-in Pages (color)	5-6
Coping Strategies Printable List (black/white)	7-8
Student Fill-in Pages (black/white)	9-10

If you enjoy this resource, consider more social emotional activities:



For more ideas, head to:
www.thepathway2success.com

Name: _____

Date: _____

COPING STRATEGIES

1. Take deep breaths
2. Do a positive activity
3. Play sports
4. Think of something funny
5. Take a quick walk
6. Practice yoga
7. Stand up and stretch
8. Listen to music
9. Take a time out
10. Slowly count to ten
11. Use positive self-talk
12. Say something kind to yourself
13. Talk to a friend
14. Talk to an adult
15. Close your eyes and relax
16. Say, "I can do this"
17. Visualize your favorite place
18. Think of something happy
19. Think of a pet you love
20. Think about someone you love
21. Get enough sleep
22. Eat a healthy snack
23. Read a good book
24. Set a goal
25. Jog in place
26. Write in a journal
27. Hum your favorite song
28. Doodle on paper
29. Draw a picture
30. Color a coloring page
31. Clean something
32. Meditate
33. Use a stress ball
34. Dance
35. Write a letter
36. Look at pictures you've taken
37. Make a gratitude list
38. List your positive qualities
39. Do something kind
40. Give someone a hug
41. Put a puzzle together
42. Do something you love
43. Build something
44. Play with clay
45. Hug a stuffed animal
46. Rip paper into pieces
47. Play an instrument
48. Watch a good movie
49. Take pictures
50. Garden
51. Write a list
52. Keep a positive attitude
53. Schedule time for yourself
54. Blow bubbles
55. Write a positive note
56. Chew gum
57. Paint your nails
58. Write a story
59. Blog
60. Read a joke book
61. Write a poem
62. Drink cold water

Name: _____

Date: _____


COPING STRATEGIES

- | | |
|---------------------------------|---|
| 63. Draw cartoons | 82. Cook or bake |
| 64. Read a magazine | 83. Plan a fun trip |
| 65. Write a thank you note | 84. Use an I-statement |
| 66. Count to 100 | 85. Identify your emotions |
| 67. Make a list for the future | 86. Express your feelings to someone |
| 68. Read inspirational quotes | 87. Write down your thoughts |
| 69. Compliment yourself | 88. Identify a positive thought |
| 70. Visualize a stop sign | 89. Make your day's schedule |
| 71. Laugh | 90. List 10 positives about you |
| 72. Smile in the mirror | 91. Ask yourself, "What do I need right now?" |
| 73. Smile at others | 92. Tell someone you are thankful for them |
| 74. Do schoolwork | 93. Pet an animal |
| 75. Look at animal pictures | 94. Make a list of choices |
| 76. Hyperfocus on an object | 95. Ask an adult for help |
| 77. Notice 5 things you can see | 96. Organize something |
| 78. Paint with watercolors | 97. Play a card game |
| 79. Use a relaxation app | 98. Listen to nature sounds |
| 80. Watch a funny video | 99. Sit and relax all your muscles |
| 81. Drink some tea | 100. Ask for a break |

CAN YOU THINK OF ANY MORE?

Name: _____


MY COPING STRATEGIES



1	
2	
3	
4	
5	

Name: _____

MY COPING STRATEGIES



1	
2	
3	
4	
5	
6	
7	
8	
9	
10	

Name: _____

Date: _____

COPING STRATEGIES

1. Take deep breaths
2. Do a positive activity
3. Play sports
4. Think of something funny
5. Take a quick walk
6. Practice yoga
7. Stand up and stretch
8. Listen to music
9. Take a time out
10. Slowly count to ten
11. Use positive self-talk
12. Say something kind to yourself
13. Talk to a friend
14. Talk to an adult
15. Close your eyes and relax
16. Say, "I can do this"
17. Visualize your favorite place
18. Think of something happy
19. Think of a pet you love
20. Think about someone you love
21. Get enough sleep
22. Eat a healthy snack
23. Read a good book
24. Set a goal
25. Jog in place
26. Write in a journal
27. Hum your favorite song
28. Doodle on paper
29. Draw a picture
30. Color a coloring page
31. Clean something
32. Meditate
33. Use a stress ball
34. Dance
35. Write a letter
36. Look at pictures you've taken
37. Make a gratitude list
38. List your positive qualities
39. Do something kind
40. Give someone a hug
41. Put a puzzle together
42. Do something you love
43. Build something
44. Play with clay
45. Hug a stuffed animal
46. Rip paper into pieces
47. Play an instrument
48. Watch a good movie
49. Take pictures
50. Garden
51. Write a list
52. Keep a positive attitude
53. Schedule time for yourself
54. Blow bubbles
55. Write a positive note
56. Chew gum
57. Paint your nails
58. Write a story
59. Blog
60. Read a joke book
61. Write a poem
62. Drink cold water

Name: _____

Date: _____

COPING STRATEGIES


- | | |
|---------------------------------|---|
| 63. Draw cartoons | 82. Cook or bake |
| 64. Read a magazine | 83. Plan a fun trip |
| 65. Write a thank you note | 84. Use an I-statement |
| 66. Count to 100 | 85. Identify your emotions |
| 67. Make a list for the future | 86. Express your feelings to someone |
| 68. Read inspirational quotes | 87. Write down your thoughts |
| 69. Compliment yourself | 88. Identify a positive thought |
| 70. Visualize a stop sign | 89. Make your day's schedule |
| 71. Laugh | 90. List 10 positives about you |
| 72. Smile in the mirror | 91. Ask yourself, "What do I need right now?" |
| 73. Smile at others | 92. Tell someone you are thankful for them |
| 74. Do schoolwork | 93. Pet an animal |
| 75. Look at animal pictures | 94. Make a list of choices |
| 76. Hyperfocus on an object | 95. Ask an adult for help |
| 77. Notice 5 things you can see | 96. Organize something |
| 78. Paint with watercolors | 97. Play a card game |
| 79. Use a relaxation app | 98. Listen to nature sounds |
| 80. Watch a funny video | 99. Sit and relax all your muscles |
| 81. Drink some tea | 100. Ask for a break |

CAN YOU THINK OF ANY MORE?



Name: _____


MY COPING STRATEGIES



1	
2	
3	
4	
5	


Name: _____

MY COPING STRATEGIES

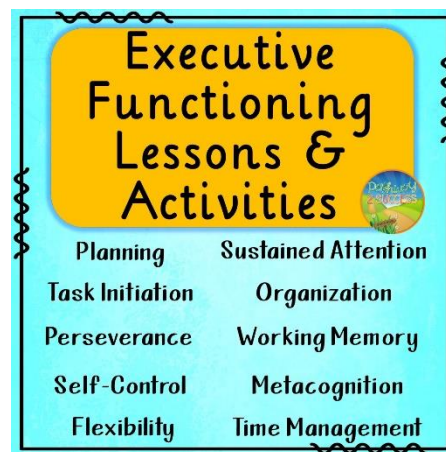

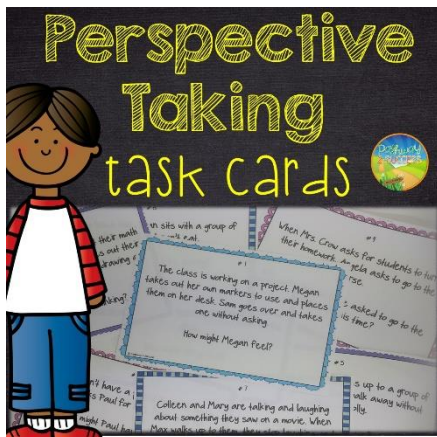


1	
2	
3	
4	
5	
6	
7	
8	
9	
10	


MORE Social & Emotional Resources!



**Build confidence,
encourage
positive thinking,
and reduce
anxiety.**



**Lessons,
worksheets,
task cards, and
practice to
teach the
necessary skills
kids need.**



**Click [here](http://www.teacherspayteachers.com/Store/Pathway-2-Success) to
check out all
of my social
and emotional
materials!**

About the Author



Kristina Scully is a special educator and curriculum specialist with over 12 years' experience. She has a bachelor's degree in special and elementary education from the University of Hartford, along with a master's degree in special education with a specialization in autism from the University of St. Joseph. She has worked extensively with kids and young adults with social emotional needs, learning disabilities, autism, executive functioning challenges, and more.

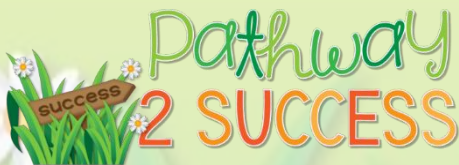
Terms of Use

© Copyright 2020 Pathway 2 Success. All rights reserved. One license is for one educator and their students/caseload. Permission is granted to copy pages specifically for student or teacher use only by the original purchaser or licensee. The reproduction of this product for any other use is strictly prohibited. Copying any part of the product and placing it on the Internet (such as a personal/classroom website) is strictly prohibited. Doing so makes it possible for an Internet search to make the document available on the Internet, free of charge, and is a violation of the Digital Millennium Copyright Act (DMCA).

NOT ALLOWED: It is not permitted to post any part of this material freely on the internet (ex: class website with no password or social media post) where it can be accessed for free by others who have not downloaded or purchased a license. It is also not permitted to send this material to other educators without purchasing additional licenses (they can be purchased in my store).

ALLOWED: You may use these materials with your students/caseload. You may print, copy, and send resources to your students/parents through e-mail or password protected apps/services such as Google Classroom, as needed.

Disclaimer: These resources and materials are for supplementary support/education purposes and not intended as a replacement for counseling, education, or other necessary supports. Educators, parents, counselors, and others who utilize these materials are encouraged to seek out additional support, as needed.



www.thepathway2success.com



Thank you VERY much for your purchase! Once you have used this resource, please follow [my TpT store](#) and share your experience with others!


Clipart Credits

[Krista Wallden](#)



[Paula Kim Studio](#)

[Graphics from the Pond](#)



[RebeccaB Designs](#)



[Lindy du Plessis](#)



[Teachers Resource Force](#)



[Glitter Meets Glue](#)



[Sarah Pecorino Illustration](#)



[Teacher Karma](#)



[Whimsy Clips](#)



[Illumismart](#)



[Artifex](#)



[Fish Scraps](#)

[Mrs Davies](#)